


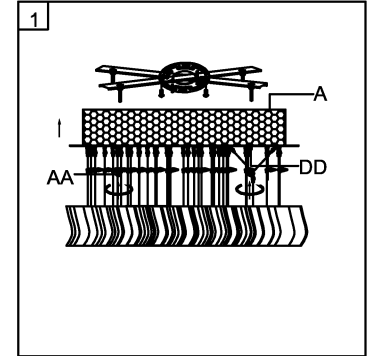
Trade Mark:  
CRYSTAL WORLD INC

Product Name: Ceiling lamp  
Model :6603C14C  
120Vac, 60Hz,AC ONLY  
Lamp size:Ø14"x39"H



## CEILING LAMP ASSEMBLY INSTRUCTIONS

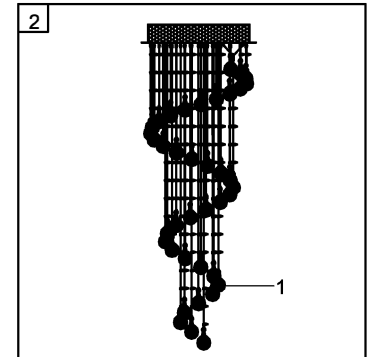
1. Place fixture(A) onto mounting screws (DD).secure with cap nuts (AA).




### Hardware Used

AA Cap nut  X 4  
DD Mounting screw  X 4

2. Please open the clear plastic bag carefully.and put the crystal (1) to the fixture .



1  
 30mm\*1PCS  
39PCS

3. Install light bulbs ( not included).

Use bulb  
120V GU10  5\*35W Max.

